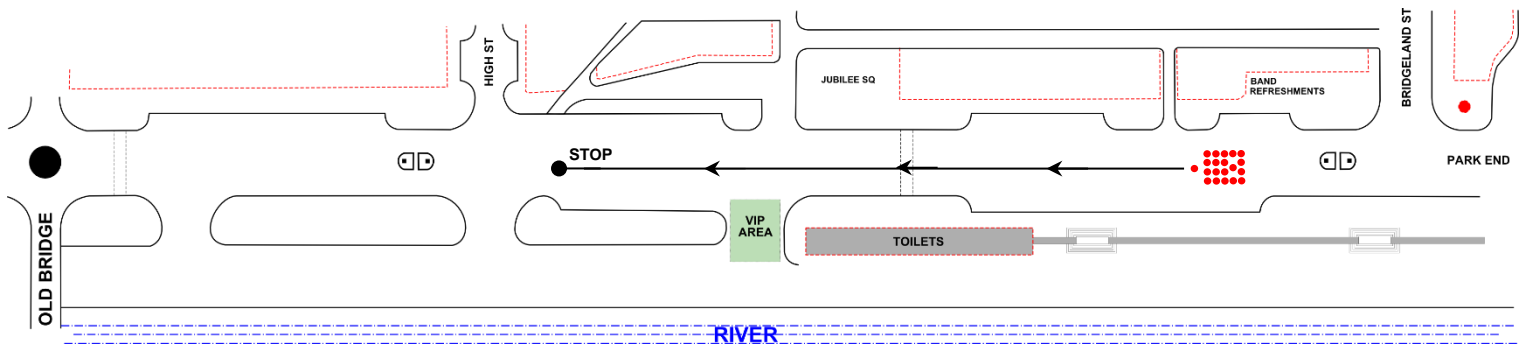


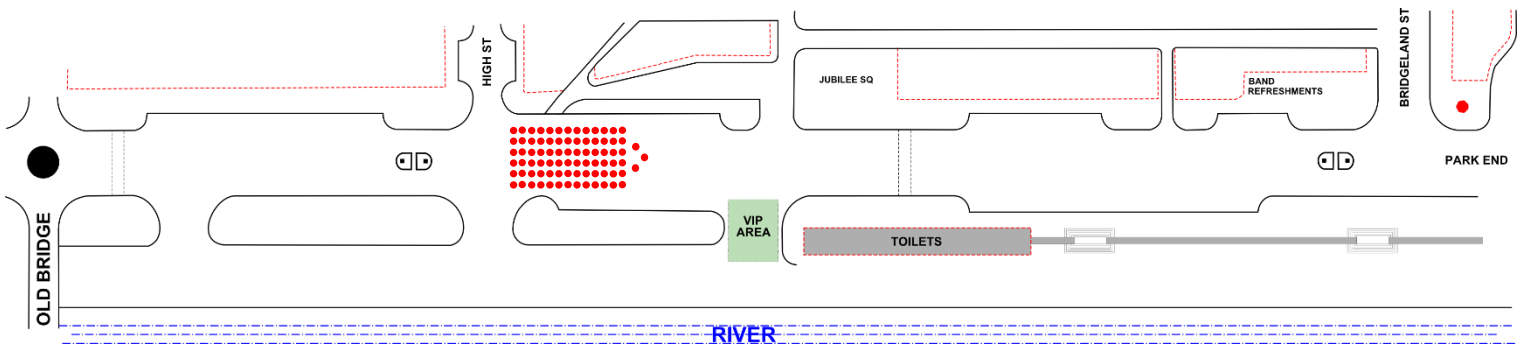
Bideford Massed Pipes & Drums Event 2016

Step by step guide for participants

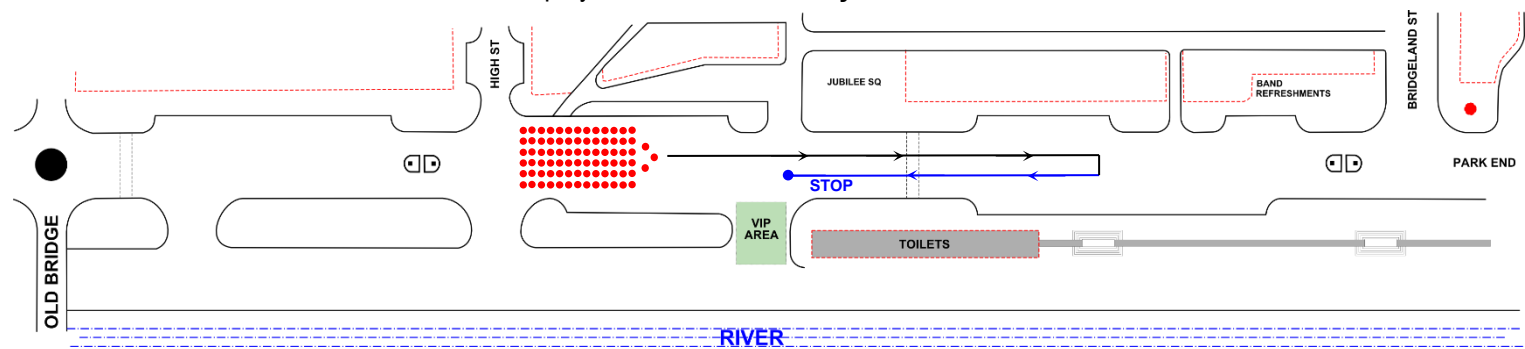
- VIP MARCH PAST** - Individual bands march down the Quay from the park end approximately 75 yards apart, playing tunes of their choice. Stopping and falling out just before the High Street.



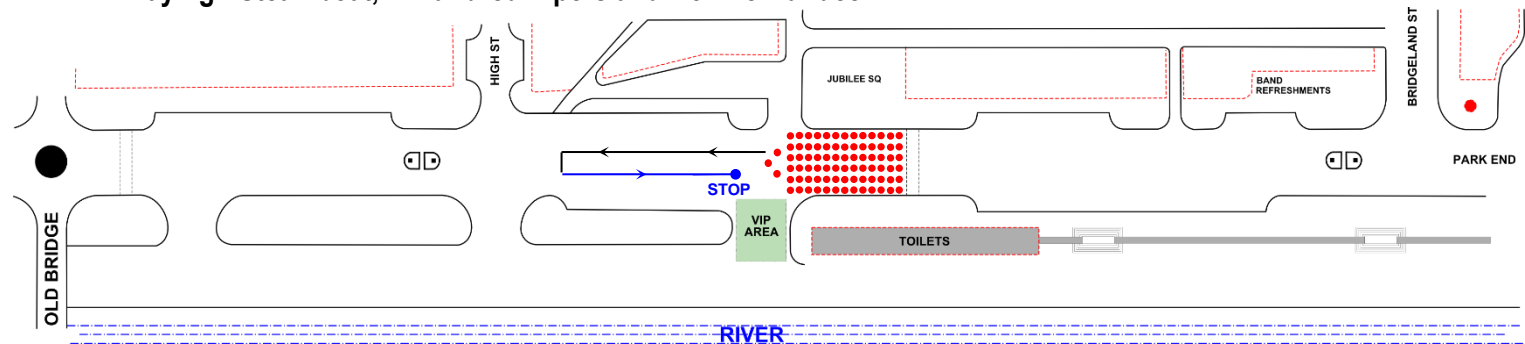
- FALL OUT** – Take your places for the Massed Band as soon as you arrive, each band joining ranks when they arrive. **DO NOT WANDER OFF.**



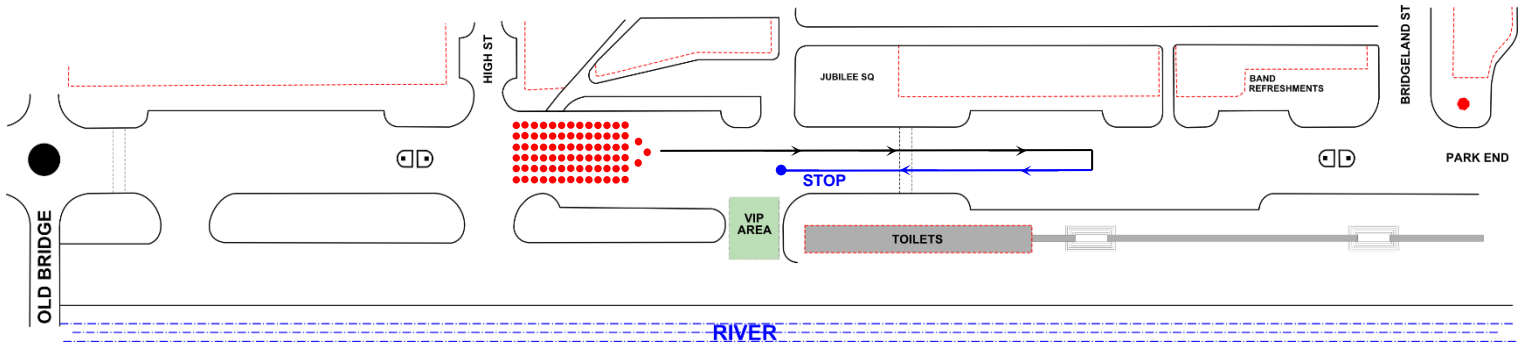
- 1st COUNTER MARCH** – Massed Band will march towards the park end, past the VIP area, counter march by the Nationwide Building Society, stopping at the VIP area facing the old bridge end. **Front row please spread the ranks out to counter march.** Tunes to be played - **Green Hills of Tyrol, When the Battle's O'er and Lochanside.**



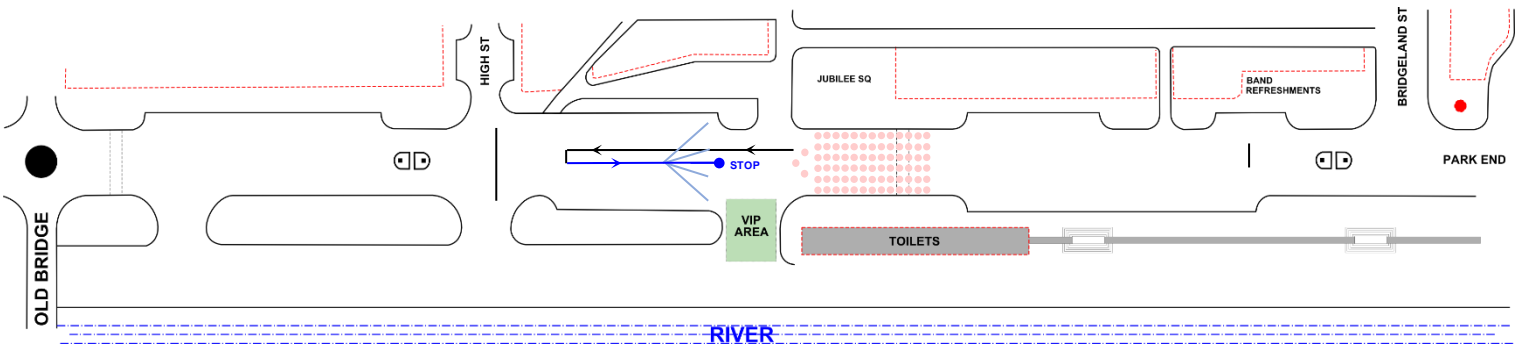
- 2nd COUNTER MARCH** - Massed Band marches towards the old bridge, counter marches in the widest area, stopping by the VIP area facing the park end. **Front row please spread the ranks out to counter march.** **Playing - Steamboat, A Hundred Pipers and Bonnie Dundee.**



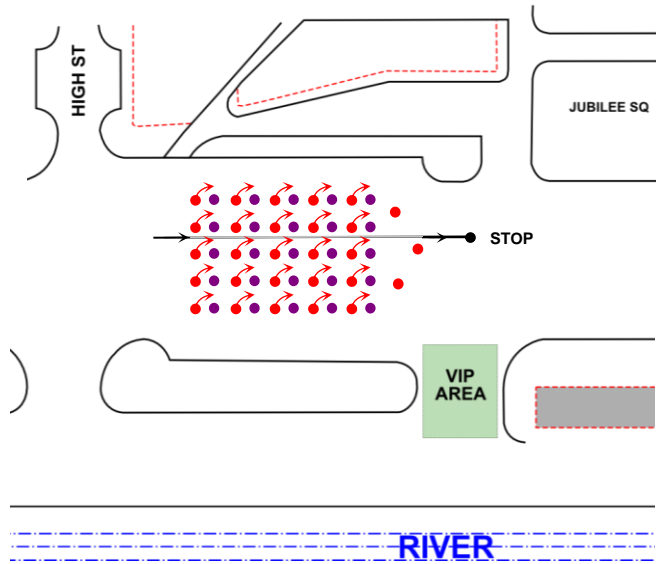
5. **3rd COUNTER MARCH** – Massed Band will march towards the park end, past the VIP area, counter march by the Nationwide Building Society, stopping at the VIP area facing the old bridge end. Tunes to be played – **Teribus, Barren Rocks, Brown Haired Maiden and Mhari's Wedding.**



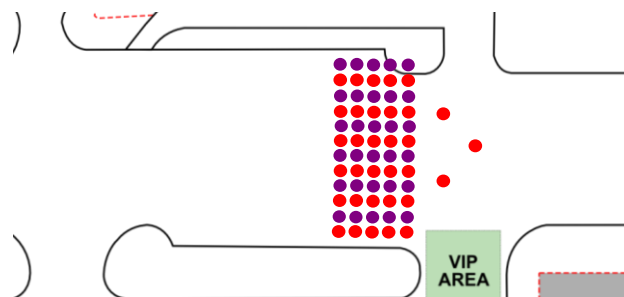
6. **COUNTER MARCH INTO FINALE POSITIONS** - Massed Band marches towards the old bridge, countermarching in the widest part of the road, back along the Quay towards the park, marching into finale positions and stopping by the VIP Area. **Playing Scotland the Brave, Rowan Tree and We're No Awa Tae Bide Awa**



Finale Positions - The Massed Band will march towards the park moving into finale positions, the 1st and 2nd ranks will merge making the front rank, 3rd and 4th will merge forming the 2nd rank and so on, making the band twice as wide and half the length. **Front row please use the whole width of the road and pavement, stopping on the line on the road by the VIP area.**

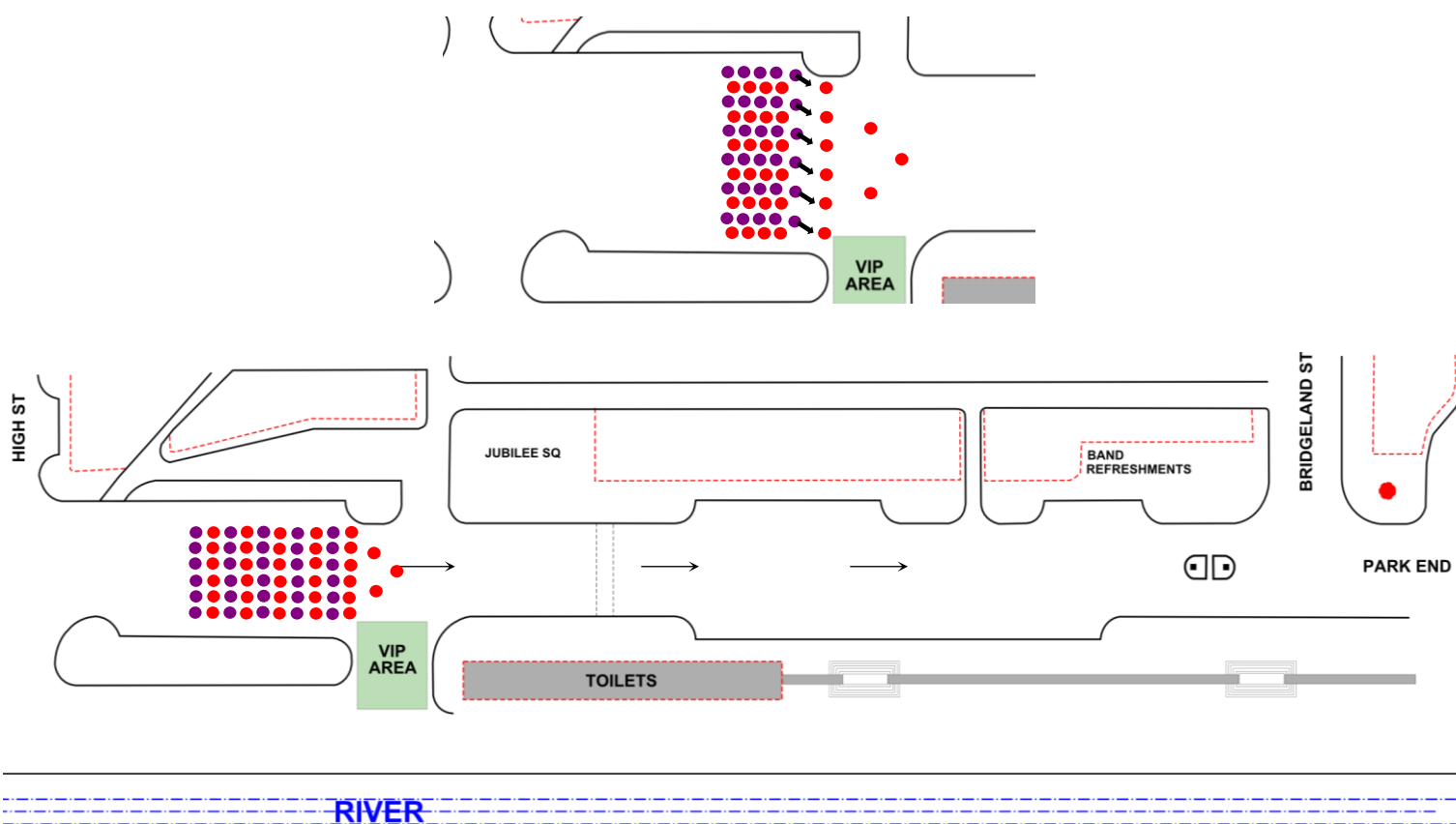


Finale Positions – Stopping by the VIP area. *Front row please use the whole width of the road and pavement.*



7. **PLAYING STATIC** – **My Home** - Start with one slow 5 beat roll (drones in on 3rd beat, E on 5th beat).

8. **PLAYING STATIC – 10th HLI Crossing the Rhine and Cock o’ the North.**
9. **PLAYING STATIC –** *Commentator will give a short tribute to the 100th Anniversary of the Battle of the Somme. Massed band will then play **Battle of the Somme.***
10. **PLAYING STATIC – Highland Cathedral –** Lead tip and Bass come forward. Lead tip starts tune, front rank of pipers play 1st part, everyone joins in on the 1st part again, then 2nd part, hold for 4 beats, 1st part, 2nd part, hold for 4 beats, 1st part again ending with 4 sharp drum beats.
11. Short speech from the Mayor of Bideford - Then the Chieftain takes the dais.
12. **PLAYING STATIC –** Salute to the Chieftain, **Highland Laddie** (once through the whole tune)
13. Short presentation to the Chieftain.
14. Senior Drum Major asks the Chieftain for permission to march off.
15. **MARCH OFF –** Moving back to original ranks for the **marching** massed band, Original front row move off with the original 2nd row dropping in behind, and so on. March towards the park playing **Scotland the Brave** and **Black Bear** (*repeat if necessary*).



- All tunes to be repeated until the Drum Major cuts the band off.
- The Commentator will be announcing the tunes.

**AFTER THE MASSED BAND THERE WILL BE REFRESHMENTS FOR
MASSED BAND PARTICIPANTS AT THE BLUES (BIDEFORD AMATEUR ATHLETIC CLUB) ON THE PILL.
THIS IS WHERE THE CARNIVAL STARTS**